

#Jenny



Finally I get this ebook, thanks for all these I can get now!

#Rio



Cool! I'am really happy

#Markus Jensen



I did not think that this would work, my best friend showed me this website, and it does! I get my most wanted eBook

#Hun Tsu



wtf this great ebook for free?!

#Che Salsa



My friends are so mad that they do not know how I have all the high quality ebook which they do not!


#Diego Butler



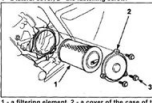
so many fake sites. this is the first one which worked! Many thanks

36 Maintenance service

**Valve filter**  
Periodicity of replacement: 20000



1 - a lateral cover, 2 - the fastening screw.

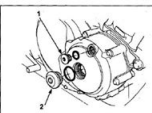


1 - a fitting element, 2 - a cover of the case of the air filter.

**Check of thermal backlashes in valves**  
Check (CB400E)

**Attention:** Check and adjustment of backlashes in **CB400E** is carried out on the cold engine (below 35°C).

- Remove/Take off a cover of the head of the block of cylinders.
- Take **part 1**.




1 - **key**.

- Turn a crankshaft on one revolution on to hour hand and again combine labels, as **ROK (CB400E)** is higher.
- Check up a backlash in the following valves:

Cylinder	Valve
1	INEX
2	EX
3	IN

**Note:** Numbering of cylinders is conducted with **ROK (CB400E)** the piston(s) by way of 1-2-3-4-4.

nominal backlash:  
IN: ..... 0,15±0,03 mm  
EX: ..... 0,25±0,03 mm



1 - **key**.

- Turn a crankshaft on one revolution on to hour hand and again combine labels, as **ROK (CB400E)** is higher.
- Check up a backlash in the following valves:

Cylinder	Valve
2	IN
3	EX
4	INEX

[Download PDF version of :](#)  
**Cb400 Vtec Spec Ii Manual English**